







		<a href="http://www.cninfo.com.cn">http://www.cninfo.com.cn</a>
		SINOPRO SINGAPORE PTE. LTD.
Alight		Alight Tech Inc.
Boost		Boost Lingting Inc.
		GOPRO TECHNOLOGY SDN. BHD.

A						
		2019	1	1	2019	12 31
		2018	1	1	2018	12 31
LED		"Light Emitting Diode"				
LED		IEC60061-1		LED		

LED

SMT		“Surface Mounted Technology”
AI-IOT		-



---

	16	7	12



9 — LED

" " 2020 1 10  
 " " 2019

LED

LED UL TUV TUV  
 " " " "

" " " " 2019 10 " " 10


" 2019 LED LED

LED

2-3 1-2 " LED " 3-5  
 " " " " " " + "

" LED "

LED	LED		
	LED		

			
	LED		
			

ODM OEM “ ”

“ ” ODM OEM  
“ ”

2019

LED

5G

LED

LED

UV

SMT



4,647.03 ,  
2-3

33.89%

1-2

LED

SMT

LED

UV

UV

LED

UV

“ ”

Micro LED 2-3

VR/AR

Mini LED

5G

LED

LED

LED

500

650-1000mm

LED LD

VR/AR

VCSET

3D

40-60

LED

LED

A B C

UVA LED

UVC LED

200-280nm

UVC  
2%

275nm

3535

10-80mw 8

160-320mw

2.5-4%

LED

20

200

LED

LED

CSA

LED inide

LED

7

LED

LED

LED

LED



COB LED

2019 98,280.17 26.89% 20,467.05  
 48.77% 20,465.15 47.29% 17,326.94  
 46.16% 15,882.91 29.61% 2019

“ + ”

OEM ODM

2020 1 10

“ ”

COB LED

2019

3 10 30 21 2019 3 9 43 9  
 147

LED

LED

UV

WiFi Zigbee Bluemesh LoRa NB-IOT  
 FPC

FPC

FPC

OLED

LED

FPC

UV

FPC

UV

UV

LED

UV

LED

SMT

“ ”

2019

---

	73,139,743.13	7.44%	33,970,122.20	4.39%	115.31%
	21,969,720.01				







616,592,552.30

	40,263,575.30	27,364,749.37	47.14%	
	1,613,041.18	-8,152,281.47	119.79%	
	46,470,298.68	34,708,372.62	33.89%	

2019 33.89%

1 LED a 2.8mm 2.0mm  
b c

2 LED a b  
UFO LED c  
d

3 FPC a 5G b  
c OLED

---

	2019	2018	
	1,047,676,707.29	769,692,379.52	36.12%
	829,371,820.31	670,465,852.01	23.70%

---

	92,626.60	0.05%		
	73,626.19	0.04%		

	2019	2019		

---

	35,000,000.00	697,099.14			720,719,587.40	672,500,000.00		83,916,686.54
	35,000,000.00	697,099.14			720,719,587.40	672,500,000.00		83,916,686.54
	0.00							0.00

(  
)  
LED

SINOP  
RO  
SINGA  
PORE  
PTE. IT  
LTD. (



10%

			800	130,294,204. 34	92,212,455.1 3	115,113,200. 09	23,038,418.8 2	19,887,706.1 7

	100%	

SINOPRO SINGAPORE PTE. LTD.

1  
2020

UV LED



[REDACTED]	2 27			2019 3 5 <a href="http://www.cninfo.com.cn/">http://www.cninfo.com.cn/</a>
------------	------	--	--	---

2019 03 08




---

	354,346,298.81
	100.00%

2019	45,745,749.25	173,269,372.27	26.40%	0.00	0.00%	45,745,749.25	26.40%
2018	7,526,999.36	118,551,595.61	6.35%	0.00	0.00%	7,526,999.36	6.35%
2017	9,264,000.00	52,280,093.94	17.72%	0.00	0.00%	9,264,000.00	17.72%

				2017 04 06	36	





			20			
			20	2017 06	04 36	
			20%			
	5%					

			1						
				12					
				50%					
					24				
				100%	2				
					3				
	5%					2017	04		
						06		2	
			4						
				5%	5				

			1			
				2		
				3		
				3		
					2017 04 06	60
				4		
				5		
					2016 3 16	

--	--

	2018 01 01	2020 12 31	750	772.78		2018 06 27	<a href="http://www.cninfo.com.cn">http://www.cninfo.com.cn</a>

2019

750

2019

772.78

103.04%

24 —  
2018 1 1

37 —  
2019 1 1

“ ”  
2019 4 26

2019 1 1

“ ”

2019

2 2019 4 30  
“ 2019 6 ”

2019

2019 6

2019

2019 8 18  
2019

3 2019 5 9  
“ 2019 8 ”

<

7 —  
2019 6 10

>

( 2019 8 )  
2019 5 16

< 12 — >  
2019 6 17

( 2019 9 )  
2019 8 18

“ 2019 9 ”

2019 6 10

2019 8 2019 6

17 2019 9

11

				%	%
				100.00	

1

SINOPRO SINGAPORE PTE.LTD.	
GOPRO TECHNOLOGY SDN.BHD.	


	60
	6
	2 1

2019 2 18

<http://www.cninfo.com.cn>

2019 2 18

<2019

>

2019 2 19

2019-017

<2019

>

>

2019 2 19

2019-008 2019

2019

<2019

>

>

<2019

<http://www.cninfo.com.cn>

2019 18

e


02





10%

10%



50% F	0
D+E+F	0
	<p style="text-align: center;">3</p> <p style="text-align: center;">,</p> <p style="text-align: center;">2019 8 15</p> <p style="text-align: center;">2019 8 8</p>

1

4.	—	—
5.	—	—
6.	—	—
7.	—	—
8.	—	—
9.	—	—
	—	—

	COD Cu Ni		1	118 °12 31 24 °39 1	77 mg/L 0.05mg/L 0.05 mg/L	DB35/322-2 011  GB21900-2 008	2.168 t 0.001408 t 0.001408 t	7.949 t 0.012 t 0.0027 t	

HCL(

)

2

118 °12 31

1.4mg/m3

0.0444t

0.06 t

H2SO4(

)

24 °39 1

1.1mg/m3

GB21900-2 0.0349t

0.06 t

008

1 2019 2 18 2019 3 28 2018 2019  
2019

20

2019 2 18 <http://www.cninfo.com.cn> 2019  
2019-016 12.725

2 2019 2 18 2019 3 28 2018

5000 2019 2019 2 18  
<http://www.cninfo.com.cn> 2019-015

1550

3 2019 11 29 2019 12 16 2019  
2019 11 29 <http://www.cninfo.com.cn>  
2019 12 30  
193126 2019 12 30 <http://www.cninfo.com.cn>  
2019-093 2020 2 20

2020 2020 —

2020 2



	102,232,282	67.91%	0	0	20,594,024	2,335,000	22,929,024	125,161,306	68.40%
1	0	0.00%	0	0	0	0	0	0	0.00%
2	0	0.00%	0	0	0	0	0	0	0.00%
3	102,232,282	67.91%	0	0	20,594,024	2,335,000	22,929,024	125,161,306	68.40%
	8,230,469	5.47%	0	0	1,620,951	0	1,620,951	9,851,420	5.38%
	94,001,813	62.44%	0	0	18,973,073	2,335,000	21,308,073	115,309,886	63.02%
4	0	0.00%	0	0	0	0	0		

---

2019 2 18				2019 3 28	2018
	2018		<2019	>	
		2019 3 28			
	2019			2019	
28	121	233.5			2019 3

2019 AJAMa26ENr#6Y8pm6CAE19.3E,0004

2019

	44,613,650	8,786,444	0	53,400,094	53,400,094	2020 4 6	53,400,094	25%
	8,230,469	1,620,951	0	9,851,420	9,851,420	2020 4 6	9,851,420	
	3,534,999	696,201	0	4,231,200	4,231,200	2020 4 6	4,231,200	
	1,151,765	274,713	0	1,426,478	1,378,600			
					47,878			

0 191,511

								12
							24	
							40%	
	0	134,058	0	134,058	134,058			24
							36	
							30%	
								36
							48	
							30%	
								12
							24	
							40%	
								24
	9,750	121,615	0	131,365	119,695		36	
							30%	
					11,670			36

						12
						24
	0	119,695	0	119,695	119,695	40%
						24
						36
						30%
						36
						48
						30%
						12
						24
	0	119,694	0	119,694	119,694	40%
						24
						36
						30%
						36
						48
						30%
						25%



---

	18,509	17,885	9	0	9	0
--	--------	--------	---	---	---	---

		10		
#		1,626,558		1,626,558
		1,451,772		1,451,772
1		807,979		807,979
#		500,677		500,677
#		417,800		417,800
#		400,200		400,200
		391,500		391,500
		340,900		340,900
		319,954		319,954
#		302,200		302,200
10				
10		10		
10				
			0	
		1,626,558	1,626,558	
	4,582			496,095
	500,677			263,500
5			154,300	417,800
		400,000		
		200	400,200	
	0			302,200
	302,200			

10

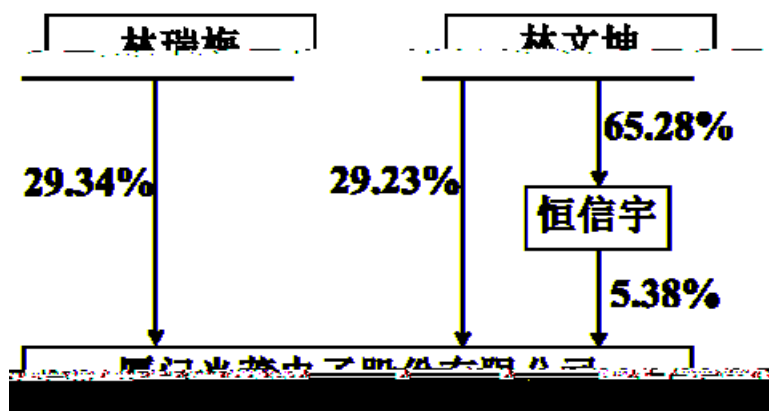
10

10

10

	/	

	/		
10			











---

				38	2018 05 10	2021 05 09	0	0	0	191,511	191,511
	--	--	--	--	--	--	96,028,804	0	0	19,738,301	115,767,105

2000 2005 1978 1999 2000 2005 10  
 2003 2006 1977 1996 2003 2006  
 2005 2006 1972 1995 2005 2006 10  
 ( )  
 1963 2002 1983 1994 2011  
 1993 1970 1993  
 2010 2019  
 2012-2015 1988 2011 2016-2017  
 1980 2003 7 2004 7 2007 7 2015 5  
 2005 11 2007 6 2015 8  
 1982 2010 2013 1 2015 12  
 3

			2011 03 01		



2012 6 26

2018 5 10 2017

10 /

			54		87.93	
			63		72.18	
			54		101.88	
			52		0	
			54		10	
			81		10	
			52		10	
			42		21.2	
			43		11.43	
			48		51.63	
			57		39.15	
			50		46.4	
			38		41.81	
			40		29.27	
			32		37.29	
	--	--	--	--	570.17	--

					/					/



1,446

1

A

B

C

2

+ +

A /

B

C

“ ” “ ”

“ ” “ ”

2019

“ . . ”

“ ”

2020

“

” DNA



LED



2019

71.06%

2019 01 30

2019 01 30

[www.cninfo.com.cn](http://www.cninfo.com.cn)

2019

1

2018

2

2019

2019

2018

3

4

2018

2019

2019

	2020 03 10	
	www.cninfo.com.cn 2019	
		100.00%
		100.00%





---

	2020 03 08
	( )
	[2020]001901

3

4 Å A J' μGV!` 5p-qæ•" Ü @•dfÀ

5 ÅFJE÷ `ót ±Kð'½Ëñ' \*aĐá• ú = h £á !tp'AA Ñ - Ñ1ÇN' !NÍGý W Ī a &amp; „ QÄ«@p fDx N© " d5 ‹Tw á%ÒËD•)ñ iq!• 2!6CR Í© Sd

6

2019 12 31

1.

	11	3	2019 12 31	
283,894,319.70	23,917,828.88		7.77%	8,734,710.30
275,159,609.40	21.43%			

2.

1

2

1.

2.

3.

4.

5.

6.

( )

2019 12 31

---

	2019 12 31	2018 12 31





---

	439,094,468.66	298,204,702.87
	798,794,845.72	623,499,098.62
	8,948,653.43	5,162,039.51
	807,743,499.15	628,661,138.13

	110,657,196.11	117,780,279.89
	14,977,288.92	15,576,814.27
	139,348,304.86	135,619,827.39
		909,090.91

---

		775,934.57
	408,569,763.47	484,841,706.70

---

	2019	2018
	982,801,717.09	774,505,977.31
	982,801,717.09	774,505,977.31
	788,024,205.88	623,64<ang (en-

“ ”	-2,518,240.98	
“ ”	-4,241,824.35	-8,199,205.09
“ ”	-27,763.07	35,478.13
“ ”	204,651,532.03	138,944,315.08
	92,626.60	57,078.73
	73,626.19	1,427,151.14
“ ”	204,670,532.44	137,574,242.67
	27,614,546.25	17,396,047.12
“ ”	177,055,986.19	120,178,195.55
1. “ ”	177,055,986.19	120,178,195.55
2. “ ”		
1.	173,269,372.27	

---

1.		
2.		
3.		
4.		
5.		

	2,321,761.81	-3,189,400.25
	5,928,533.63	3,051,487.39
	2,209,324.70	1,375,713.67
	7,510,432.72	3,325,142.48
“ ”	108,148,709.17	-6,216,829.43
“ ”		
“ ”		
“ ”	1,016,686.54	-6,140,400.00
“ ”	-179,888.63	
“ ”	-4,129,747.97	-7,207,268.85
“ ”		35,478.13
“ ”	270,150,814.66	88,132,257.21
	3,000.00	42,695.50
	6,728.12	1,197,580.34
“ ”	270,147,086.54	86,977,372.37
	21,620,503.23	10,532,242.96
“ ”	248,526,583.31	76,445,129.41

---

2.		
3.		
4.		
5.		
1.		
2.		
3.		
4.		

		47,559,528.50	26,586,568.83
		18,738,345.78	9,061,804.19
		1,047,676,707.29	769,692,379.52
		564,259,815.42	478,698,863.24
		158,291,549.28	117,630,491.45
		39,471,020.07	23,199,657.47
		67,349,435.54	50,936,839.85
		829,371,820.31	670,465,852.01

---

	957,883,035.28	482,890,950.07
	26,413,166.96	

---

	758,371,434.65	430,475,097.24
	42,685,348.69	19,712,112.85
	14,795,346.82	




214,762,666.50


---

2019									


	2,335,000.00			
1	2,335,000.00			
2				
3				
4				



3	



--	--	--	--





115,800,000.00

189,097,777.94

-





											248,526,583.31	248,526,583.31
	2,335,000.00				7,648,618.77	20,407,900.00						9,575,718.77
1	2,335,000.00				18,072,900.00	20,407,900.00						

2													
3													
5													












2

%

) ( )

1

2

3

1

2

1

1

2

1

2

3

1

2

1

2

3

4

1  
2

9 6

9 6


9 6

9 6



22 ——

2

22 ——

3

22 ——

4

5

22 ——

1

2

3

4

1

22 ——

2

1

2

1

3

2

5

4

---

%

%

3  
4  
5

1  
2  
3

	5	

1

	5	

3

4

5

1  
6

2

OBM

( )

1

2

1  
2

3

1  
2

1

2

1

---

--	--	--	--	--

	2018 12 31	2019 01 01	
	495,690,634.24	495,690,634.24	
		35,000,000.00	35,000,000.00
	887,942.20		-887,942.20
	297,814,610.20	297,814,610.20	
		887,942.20	887,942.20
	8,350,897.75	8,350,897.75	
	5,405,843.47	5,405,843.47	
	24,138.89	24,138.89	
	0.00	0.00	
	75,301,118.39	75,301,118.39	
	46,697,319.81	11,697,319.81	-35,000,000.00
	930,148,366.06	930,148,366.06	
		0.00	
	19,798,315.93	19,798,315.93	
	194,906,525.15	194,906,525.15	
	909,090.91	909,090.91	

	12,973,426.97	12,973,426.97	
	36,100,256.78	36,100,256.78	
	2,077,388.32	2,077,388.32	
	3,947,826.05	3,947,826.05	
	7,015,853.91	7,015,853.91	
	277,728,684.02	277,728,684.02	
	1,207,877,050.08	1,207,877,050.08	
	306,189,600.00	306,189,600.00	
		6,723,400.00	6,723,400.00
	6,723,400.00		-6,723,400.00
	43,150,000.00	43,150,000.00	
	166,375,753.42	166,375,753.42	
	8,938,970.89	8,938,970.89	
	19,410,120.95	19,410,120.95	
	11,875,047.96	11,875,047.96	
	11,333,035.08	11,333,035.08	
	1,153,944.69	1,153,944.69	

	2,639,566.49	2,639,566.49	
	2,639,566.49	2,639,566.49	
	579,215,911.95	579,215,911.95	
	150,540,000.00	150,540,000.00	
	154,357,777.94	154,357,777.94	
	-285,480.48	-285,480.48	
		20,682,098.29	

	6,179,115.54	6,179,115.54	
	1,761,785.58	1,761,785.58	
	24,138.89	24,138.89	
	52,709,411.28	52,709,411.28	
	30,011,078.07	10,011,078.07	-20,000,000.00
	660,859,804.19	660,859,804.19	
	117,780,279.89	117,780,279.89	
	15,576,814.27	15,576,814.27	
	135,619,827.39	135,619,827.39	
	909,090.91	909,090.91	
	12,760,641.95	12,760,641.95	
	72,309.85	72,309.85	
	2,932,652.65	2,932,652.65	
	5,334,607.46	5,334,607.46	
	290,986,224.37	290,986,224.37	
	951,846,028.56	951,846,028.56	
	281,289,600.00	281,289,600.00	
		6,140,400.00	6,140,400.00
	6,140,400.00		-6,140,400.00
	43,150,000.00	43,150,000.00	
	126,884,500.06	126,884,500.06	



		16% 13% 10% 9% 6% 5% 0%
		7% 5%
		15% 25% 16.5% 20% 21% 17% 24%
		3%
		2%
	70%	1.2% 12%
		3.2 / /

300 300 5,000

100 100 25 20

300 50 20

2019

6 100 25 20

100 300 50 20

7 Alight Boost

21%

8 2015 14

70% 2014 10 1 15% 28 70%

15%

9 10000 300000 50% 17% 10000 75%

10 24% 24% 2019 250 24% 60.5

	273,029.00	
--	------------	--

---

	697,099.14	0.00
	83,219,587.40	35,000,000.00
	83,916,686.54	35,000,000.00


3

---

		247,422.61
		640,519.59
		887,942.20

939,511.76

10.90

2019

	304,682.35	397,771.89
	2,165,904.93	337,354.30
	1,742,496.27	1,217,792.62
	15,000,000.00	
	3,456,186.11	
	28,544,460.86	5,597,072.73

	12	( )	( )	
2019 1 1	215,368.15			215,368.15
2019 1 1	—	—	—	—
	812,258.00		167,782.80	980,040.80
	76,416.89			76,416.89
	-2,289.96			-2,289.96
2019 12 31	948,919.30			1,116,702.10

1 1		27,612,970.25
1 2		560,127.81
2 3		363,312.80
3		8,050.00
3 4		8,050.00
		28,544,460.86


		15,000,000.00	1	52.55%	450,000.00
		3,456,186.11	1	12.11%	103,685.58
		3,327,728.21	1	11.66%	99,831.85
		1,943,951.16	1	6.81%	58,318.53
		683,656.00	1	2.40%	20,509.68
	--	24,411,521.48	--	85.53%	732,345.64

--	--	--	--	--

--	--	--	--

---

	26,304,910.87	986,109.84	25,318,801.03	29,568,729.97	1,111,133.17	28,457,596.80
	23,585,800.77		23,585,800.77	19,191,438.73		19,191,438.73
	747,164.61		747,164.61	82,511.00		82,511.00
	1,454,930.30		1,454,930.30			
	85,774,339.30	5,192,919.06	80,581,420.24	79,300,816.97	3,999,698.58	75,301,118.39

--	--	--

1.	6,630,746.26	1,424,736.81		8,055,483.07
2.	2,168,630.84	131,928.27		2,300,559.11
1	792,964.47	131,928.27		924,892.74
2 \	1,375,666.37			1,375,666.37
3.				
1				
2				
4.	8,799,377.10	1,556,665.08		10,356,042.18
1.				
2.				
1				
3				
1				
2				
4.				
1.	21,166,911.89	5,141,802.08		26,308,713.97
2.	14,524,585.58	5,273,730.35		19,798,315.93

	183,626,900.66	194,906,525.15
	183,626,900.66	194,906,525.15

---

1.					



1					
4.	2,401,558.31	110,000.00		1,286,658.68	3,798,216.99
1.					
2.					
1					
3.					
1					
4.					

11,209,579.55

= - \* 39,780,000.00 -  
 $7,215,182.79 * 51.00\% = 36,100,256.78$

	(%)	(%)	(%)	(%)	(%)	(%)
	12.00	59.16	12.93	12.00	66.24	12.93

2019 12 31

	91,405.48	3,713,253.10	430,053.41	3,374,605.17
	1,985,982.84	135,242.72	469,443.10	1,651,782.46
	2,077,388.32	3,848,495.82	899,496.51	5(en-US)[( )]

---

	7,342,674.24	484,979.29
	19,694.48	
		517.35
	7,362,368.72	485,496.64


2022	80,352.28	80,352.28	
2023	404,627.01	404,627.01	
2024	6,857,694.95		



	6,988,536.87	7,729,546.46
	174,949.90	1,209,424.43
	7,163,486.77	8,938,970.89

	19,410,120.95	155,959,442.16	154,762,358.39	20,607,204.72
-		5,178,330.89	5,178,330.89	
		214,909.70	214,909.70	
	19,410,120.95	161,352,682.75	160,155,598.98	20,607,204.72

1	19,165,642.41	144,503,914.78	143,269,522.49	20,400,034.70
2		4,905,375.31	4,865,375.31	40,000.00
3		2,998,068.98	2,998,068.98	
		2,424,414.71	2,424,414.71	
		175,315.17	175,315.17	
		398,339.10	398,339.10	
4				



		2,580,417.16
		2,580,417.16

--	--	--	--	--	--	--	--	--	--	--	--

	2,639,566.49	6,511,017.16	2,987,408.62	6,163,175.03	
	2,639,566.49	6,511,017.16	2,987,408.62	6,163,175.03	--

	237,576.73			121,080.36			116,496.37	
LED	147,999.95			84,571.43			63,428.52	
LED	107,030.51			59,278.69			47,751.82	
LED	1,987,130.08			93,581.64			1,893,548.44	
LED	405,242.27			405,242.27				



121 2,335,000 8.74 / 2019 4 15 2,335,000.00 18,072,900.00  
 20,407,900.00 152,875,000.00 172,430,677.94  
 6  
 2018 152,875,000  
 10 0.492363 182,982,997.00 10 1.969452 30,107,997.00  
 [2019]000234

	151,670,805.19	18,072,900.00	30,107,997.00	139,635,708.19
	2,686,972.75	9,575,718.77		12,262,691.52
	154,357,777.94	27,648,618.77	30,107,997.00	151,898,399.71

27. - 9,575,718.77

		20,407,900.00	99,703.57	20,308,196.43
		20,407,900.00	99,703.57	20,308,196.43

2019 2 18 <2019 >  
 <2019 >  
 2019 3 28 121  
 2,335,000 8.74 / 2019 4 15 2,335,000.00 18,072,900.00  
 20,407,900.00 20,407,900.00 99,703.57  
 2,250,000

	-285,480.48	-122,099.36				-122,099.36		-407,579.84

---

	20,682,098.29	24,852,658.33		45,534,756.62
	20,682,098.29	24,852,658.33		45,534,756.62

10%

	298,204,702.87	



33.89%

	6,795,529.47	3,478,481.25
	2,527,344.72	2,349,528.34
	-3,421,381.22	-9,962,435.92
	766,237.65	681,201.54
	1,613,041.18	-8,152,281.47

1  
2            --            423,357.00            -

	10,815,352.32	8,933,154.96

	16,603.38	
	5,615,976.98	4,015,950.07
	-802,770.00	-9,935,205.17
	4,829,810.36	-5,919,255.10

	319,587.40	
		-6,723,400.00
	697,099.14	
	1,016,686.54	

---

	-2,518,240.98	
	-2,518,240.98	



	13,536,656.77	15,826,070.80
	5,124,989.47	5,723,774.07
	766,237.65	681,201.54
	1,194,950.22	1,005,895.63
	67,349,435.54	50,936,839.85

	20,774,080.00	666,000.00
	222,634,546.50	
	1,398,705.50	

	25,217,720.00	7,757,000.00
	189,544,946.50	83,089,600.00
	100,789.50	1,297,916.00
	214,863,456.00	92,144,516.00

1	--	--
	177,055,986.19	120,178,195.55
	4,241,824.35	8,199,205.09
	16,085,941.43	16,989,593.09
	924,892.74	726,120.81
	542,298.45	513,559.91
	899,496.51	303,304.91
“ ”	27,763.07	35,478.13
“ ”	48,661.88	363,659.31
“ ”	-1,016,686.54	6,723,400.00
“ ”	6,522,893.92	5,043,372.16
“ ”	-4,829,810.36	5,919,255.10
“ ”	-1,093,754.64	-114,357.17

“ ”

	--	--	
	27,005,128.50	6.9762	188,393,177.44
	17,688.11	0.8958	15,844.66
	62,279.99	5.1739	322,230.44
	119,367.85	1.6986	202,758.23
	--	--	
	29,536,289.16		

---

SINOPRO SINGAPORE PTE.LTD.					
GOPRO TECHNOLOGY SDN.BHD.					

	3,930,600.00		2,031,078.40
	8,784,273.92		8,784,273.92
	69,000.00		69,000.00

---

	30,168,135.29	100.00%		2019 09 11		16,603.38						
--	---------------	---------	--	---------------	--	-----------	--	--	--	--	--	--

2019 8 18

100%

2019 12



	--	--	--	--
	83,219,587.40			83,219,587.40
3	697,099.14			697,099.14
	--	--	--	--

1

2

3  
4

3

		(%)	(%)
		29.34	29.34
		29.23	29.23


---


/



2018	2019	2020	“	”	450	750	850
“	”						
7,727,783.51		103.04%		[2020]010119	2019		

	2,335,000.00
	0.00
	0.00
	2019

---

2-3	5,548,114.59
3	2,126,796.94



UV 746 10 LED UVC  
 3  
 2020 2 15

4  
 2020 2 20

20 80%  
 30% 54,894,899

(5)  
 2020 3 8  
 2,100 500 2,600


--	--	--	--	--


1	23,754,213.16		
1 2	834,078.37		
	24,588,291.53		--


1	197,044,523.73	5,911,343.71	3.00%
---	----------------	--------------	-------



---

	3,237,820.60	1,307,910.16
	139,238.64	
	927,656.00	150,200.00
	451,437.28	174,553.29



	( )					( )	
						10,622,926.65	
	21,297,877.78		21,297,877.78				
	36,575,534.00					36,575,534.00	

	-59,821.57	
	11,311,335.92	
	4,813,206.98	
	1,016,686.54	
	-4,964.31	
	2,588,184.09	
	48,015.30	
	14,440,244.17	



2019

2019

---

---

---